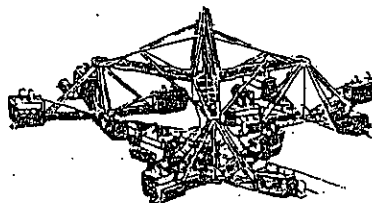



ALL STEEL PORTABLE  
**BIG ELI**  
FERRIS WHEELS



*Scrambler*  
ELI POWER UNITS

# ELI BRIDGE COMPANY

INCORPORATED

800-820 CASE AVENUE  
JACKSONVILLE, ILLINOIS, 62250

May 21, 1973

RE: New Maintenance Manuals, for standard  
BIG ELI Wheels and BIG ELI Scrambler rides.

Dear Owner/Operator:

For the A.R.E.A. Ride Maintenance and Safety Seminar held in Wichita, Kansas, last February, Eli Bridge Company prepared two new manuals, on maintenance, which were made available to each participant in the Seminar.

The new Maintenance Manuals are compiled in "dictionary" form. Simply look under the heading that best describes the problem or question you are wishing to answer. If contained in the book, the answer will be printed at that heading, or you will be referred to the proper heading under which the answer will most likely be found.

These new manuals are now available to you, so far as our limited supply will permit, priced at our cost of printing, handling and mailing--as follows:

Operation and Maintenance of BIG ELI Wheels (68 pages).....\$3.00

Operation and Maintenance of BIG ELI Scrambler ride (106 pages).....\$3.50

The above prices include the cost of First Class postage. Since these items would be sent by First Class Mail, we ask that your check in the appropriate amount accompany your order--which will also greatly reduce our bookkeeping.

We have received many favorable comments from those who have these manuals, and we believe you will find one or both very helpful as you try to "trouble-shoot" problems which may occur on your BIG ELI ride. We strongly urge you to invest in the appropriate maintenance manual for your standard BIG ELI Wheel and/or BIG ELI Scrambler ride--feeling the information contained will more than save you the purchase price by assisting you in avoiding "problems", or promptly answering them should they occur.


These new Maintenance Manuals are intended to supplement, but not replace, the Erection Manual furnished with each new BIG ELI ride that leaves our factory.

Very truly yours,

ELI BRIDGE COMPANY

Robert L. Garner

ALL STEEL PORTABLE  
**Big Eli**  
FERRIS WHEELS



*Scramblers*  
ELI POWER UNITS

# ELI BRIDGE COMPANY

INCORPORATED  
300 CASE AVENUE  
JACKSONVILLE, ILLINOIS 62650-1493

TO WHOM IT MAY CONCERN:

Eli Bridge Company has no recommendations for non-destructive testing of components of Eli products.

We are not opposed to the use of non-destructive testing, but it is our belief that the purpose of non-destructive testing is to anticipate failure, and we believe the service life of our equipment over the last 94 years has validated our designs more than any non-destructive testing could do.

The most important time for doing any testing is when the equipment or component is first developed. We start out by designing to low stress levels, and follow that with extensive testing, often loading a piece of equipment or component to destruction. Our testing procedures include the use of strain gages, brittle lacquer, dye penetrant analysis, and photoelastic stress analysis. We make frequent use of the St. Louis Testing Laboratory to check individual components. They provide a full range of testing capabilities, including X-ray. There have been occasions when we have used outside independent consulting engineers to validate our designs, and this has even included the use of the Materials Testing Laboratory of the University of Illinois. Every ride we deliver has been load tested with more weight in each seat than any existing code requires.

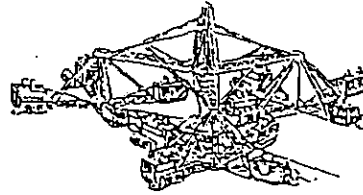

We welcome any suggestions for the use of non-destructive testing that will provide us with more reliable information than the procedures we are presently using. For any entity to require the use of non-destructive testing of a component, in which we have no record of failure in the history of Eli Bridge Company, is, in our opinion unwarranted.

*William C. Deem*

William C. Deem, P.E.  
ELI BRIDGE COMPANY

January 10, 1994

ALL STEEL PORTABLE  
**BIG ELI**  
FERRIS WHEELS



*Scrambler*  
ELI POWER UNITS

**ELI BRIDGE COMPANY**  
INCORPORATED  
800 CASE AVENUE  
JACKSONVILLE, ILLINOIS 62650-1493

Toll-free WATS line (800) 274-0211 is available in all 50 states during normal business hours, 8 A.M. to 5 P.M., Monday through Friday, except holidays.

## **BIG ELI** Inspector Bulletin No. 1

Applies to ALL serial numbers for all Big Eli® rides

DATE: May 2, 1994

SUBJECT: Non-Destructive Testing

Fairly frequently we receive calls from owners of our equipment telling us that inspectors are asking for non-destructive testing of certain components on our rides. This bulletin is being sent to all State inspectors for whom we have addresses in order to make it clear what our position is with regard to non-destructive testing.

Eli Bridge Company has no recommendations for non-destructive testing of components of Eli products. It is not that we have any reluctance to employ any non-destructive methods, but the stress levels we hold in our products do not appear to lead to fatigue failure. Non-destructive testing techniques identify points or areas of impending failure. It is our feeling that after 94 years of experience, the case for resistance to fatigue has been made.

It has been our practice to follow up on any reports of alleged defects, and if there does prove to be a problem area we alert all owners of record, along with corrective recommendations.

In our checking of existing designs and in the development of new designs we incorporate at the Eli factory a wide range of testing procedures. These would include the use of strain gages for establishing stress levels, dye penetrants for locating cracks, brittle lacquer techniques for establishing stress distribution patterns, photoelastic stress analysis, and load testing of components as well as load testing of every completed ride. All in-house testing is supervised by one or both Eli Bridge Company registered professional engineers.

DATE: May 2, 1994

**SUBJECT: Non-Destructive Testing**

We use an independent source, the Industrial Testing Laboratories of St. Louis, Missouri, to examine parts returned to us and said to show defects as a result of non-destructive testing. IN EVERY CASE TO DATE the supposed defects were not found by the Industrial Testing Laboratories, using a full range of testing procedures.

On certain occasions we have employed the services of outside consulting engineers to perform tests that required facilities beyond our in-plant capability. They have also been sometimes asked to review critical stress analyses, where we thought it was important to secure an independent review of our work.

Eli Bridge Company believes whole-heartedly in testing and in standards for performance requirements. We are absolutely not opposed to any kind of testing that will ensure a safer piece of equipment, and if any testing method can be shown to be more effective than our record of experience we would be very willing to adapt to that procedure. However, we will not endorse the use of any testing procedure that places a costly burden on the owners of our equipment if, in our judgment, it does not result in improved safety beyond what our experience has indicated.

Therefore, we recommend to you as an inspector that you use discretion in requiring non-destructive testing. Requiring testing that time and experience have shown to be unnecessary will not improve safety.

We trust that this bulletin will make our position clear, and we hope that this explanation will greatly reduce the calls we receive from owners regarding non-destructive testing.

  
Lee A. Sullivan

Chairman of the Board  
ELI BRIDGE COMPANY

May 2, 1994



**Eli Bridge Company**

800 Case Avenue  
Jacksonville, IL 62650  
USA

Phone: 217-245-7145 FAX: 217-479-0103

Email: [Elibrige@aol.com](mailto:Elibrige@aol.com)

Website: [www.EliBridge.com](http://www.EliBridge.com)

Bulletin No.: 060131-2

Release Date: January 31, 2006

Effective Date January 31, 2006

Supercedes: None

Completion Date: March 1, 2006

Page 1 of 1

# NOTIFICATION

Ride Manufacturer: Eli Bridge Company

Ride Names: All BIG ELI® Rides

Affected Production Dates: All

Affected Serial Nos: All

**Abstract of Issue:** Since it has been several decades since some of our Manuals have been revised, Eli Bridge Company wants to keep all customers informed of any and all height requirements, especially if there has been a change due to children's average height being taller at a younger age.

**Reason for Release:** Due to children's increased height at a younger age without a parallel increase in mental development, some height requirements have been re-evaluated and changed to reflect the anthropomorphic changes in today's youth. These height requirements have been communicated at numerous Safety Seminars, in new Manuals, and in written and verbal form to many owners. We feel it prudent to notify all known Wheel and Scrambler® owners of the current height requirements and require that all Eli rides comply with them.

**Action to be taken:**

**Eli Bridge Company Height Requirement for Scramblers and BIG ELI Wheels:**

"All children 48" and under must be accompanied by a responsible adult. No children under 36" may ride unless seat belts have been installed.

**"No Single Riders" Recommendation:**

Eli Bridge Company recommends that where possible, single riders should be avoided. Eli realizes that asking patrons to ride with individuals unknown to them is not always appropriate or practical. In such cases, it is incumbent upon the operator to use extra care in watching the patrons to see that no misbehavior (such as moving around, attempting to get up out of the seated position, moving sideways in the seat or rocking the seat, etc.) is allowed. BIG ELI Scramblers and Wheels in which seat belts have been installed are exempted from the single rider recommendation."

**Eli Bridge Company Height Requirement for the Little Eli Wheel, Swing or Little Scrambler:**

The minimum height requirement is 36" and the maximum height limit is 48".

**Eli Bridge Company Height Requirement for the Construction Zone:**

The minimum height requirement for the Construction Zone is 36".

**Eli Bridge Company Height Requirement for the SpiderMania:**

The minimum height requirement for the SpiderMania is 36" the maximum limit is 68" and 200 pounds.

**Eli Bridge Company has SEAT BELTS available for BIG ELI Wheels and Scramblers®. While at this time seat belts are not mandatory, Eli Bridge Company strongly recommends their use.**

For more information call us at 217-245-7145, or contact us by email at [Elibrige@aol.com](mailto:Elibrige@aol.com).