

Venture
Ride Mfg., Inc.

JERRY L. BARBER, President
WAYNE P. COMSTOCK, Vice-Pres.

TO: HIMALAYA Owners
RE: Overheating in motors

Should you get overheating of your motors on your Kiddie Himalaya, it most likely will be one of four reasons:

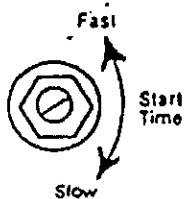
1. **SINGLE PHASING:** Should a wire come loose between the slip ring and one motor, it will cause single phasing in that motor. The other motor will then be required to do all of the work. Should this occur, the operator will notice that start-up time on the ride takes twice as long as normal. Failure to correct this situation will cause both motors to burn out. Most likely, the source of this problem is a loose wire in one of the electrical plugs between the motor and the slip ring.

2. **LOW VOLTAGE:** The electric motors and soft start are rated at 230 volts, and the minimum operating voltage is 220V. If you must operate on a 208V system please contact the factory.

3. **REVERSING MOTORS TO USE THE MOTORS AS A BRAKE:** Except when used for an emergency stop, motors should never be reversed until the ride comes to a complete stop. Otherwise, overheating will occur.

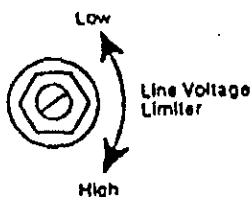
4. **SETTINGS OF THE SOFT START ADJUSTMENTS:**

A. **START TIME ADJUSTMENT**



1. Turn off power.
2. Loosen the locking nut.
3. Set at FASTEST speed.
4. Lock the adjustment by tightening the locking nut.

B. **LINE VOLTAGE LIMITER**

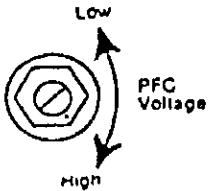


1. Turn off power.
2. Loosen the locking nut.
3. Set at HIGHEST setting.
4. Lock the adjustment by tightening the locking nut.

continued.....

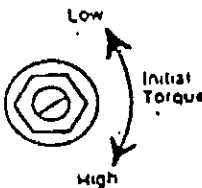
Himalaya Owners
March 14, 1986
Page Two

C. PFC VOLTAGE (Energy Saving Adjustment)



1. Turn off power.
2. Loosen the locking nut.
3. Set at HIGHEST setting.
4. Lock the adjustment by tightening the locking nut.

D. INITIAL TORQUE



1. Turn off power.
2. Loosen the locking nut.
3. Set at fastest possible start without spinning wheels on dry track.
4. Lock the adjustment by tightening the locking nut.

Please feel free to call our office if you have any questions regarding this notice.

Jerry L. Barber

Jerry L. Barber, President
March 14, 1986

JLB/md